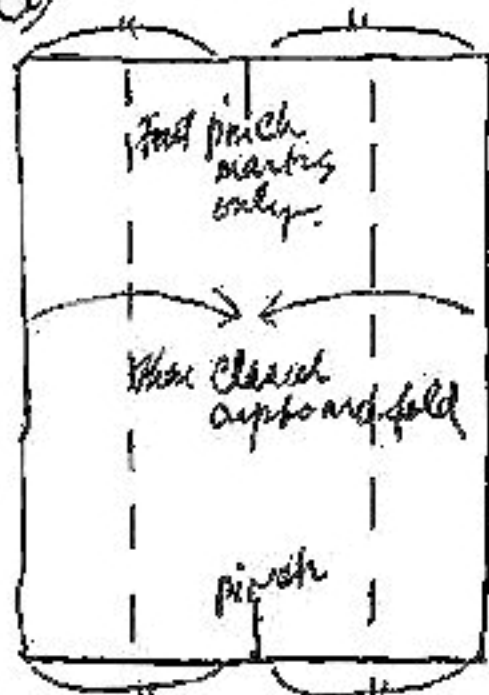


Christmas Tree by Yumi Yamauchi @2001
 Paper: $8\frac{1}{2} \times 11$ " green bond paper or white
 for frosted trees

①



②



③



④



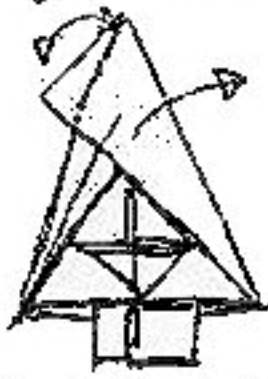
⑤



⑥



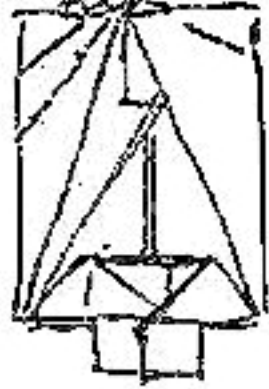
⑦ Fold outward




Squash folds

Tuck in bottom left flap into right pocket.

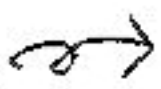
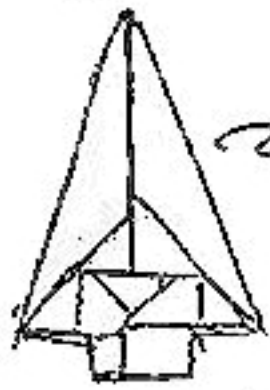
⑧ Inside reverse



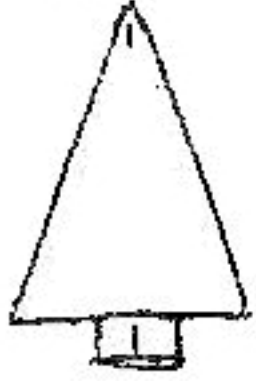
⑨ Tuck in



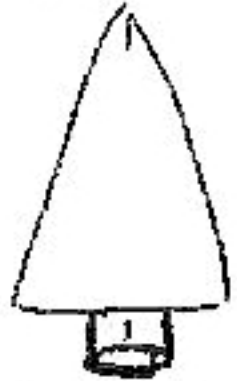
⑩



⑪



⑫



~~into trunk~~ Insert finger into trunk to form cylinder so that the tree may stand up by itself.

To use a square origami paper simply skip the step ②. No pocket etc. Page 2

