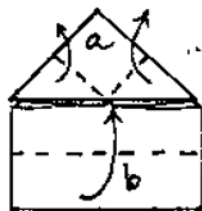


SUPER JUMPING FROG

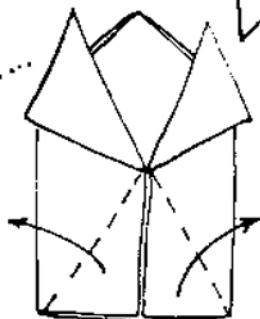
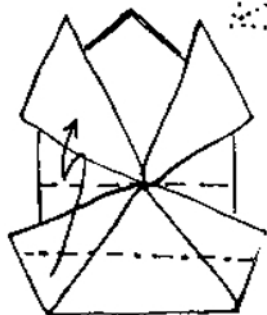
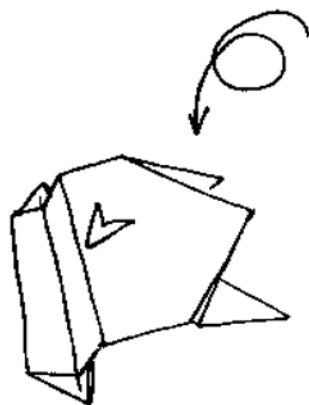
This variation of the traditional jumping frog was designed by Yami Yamauchi and diagrammed by A.F. Barbour.



③ VF sides to meet in middle.

① Start with a 3x5" file card. Fold a waterbomb base at one end.

② a) Valley-fold arms.
b) VF lower edge to WBB.



④ VF back legs (this is the departure from the traditional model. The extra thickness gives it more spring.)

⑥ Push down on back + release - the frog will jump high + far. Fold a tiny one and it will surprise you.