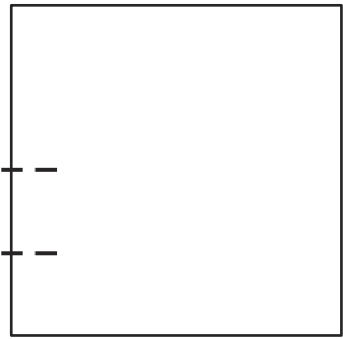


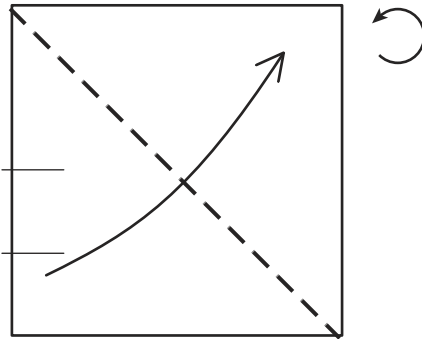
Make a Pentagon from a Square

Diagrammed by Mari Michaelis ©2010

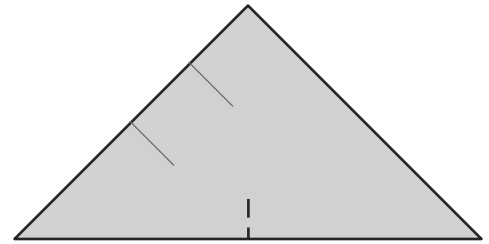
Start White side up.



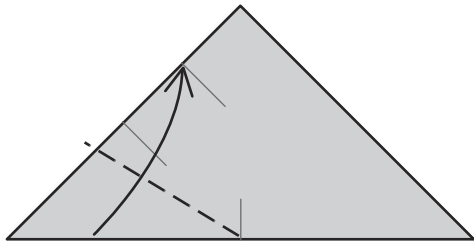
1. Pinch half and quarter.



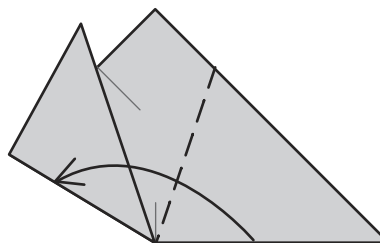
2. Valley fold diagonally. Rotate.



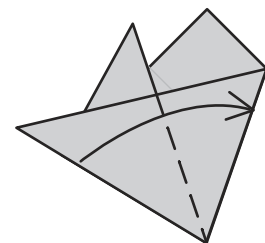
3. Pinch in half.



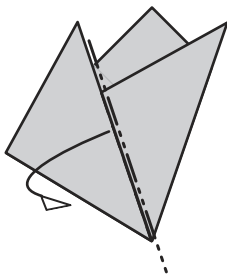
4. Valley fold the bottom edge to the top side pinch crease, pivoting on the bottom center pinch mark.



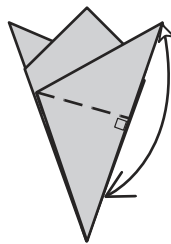
5. Valley fold the bottom edge to the lower left edge.



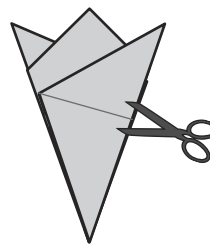
6. Valley fold the left edge to the right edge.



7. Mountain fold the left section behind.



8. Valley fold and unfold the top right point down along the right side.



9. Cut along crease just made. Unfold.

