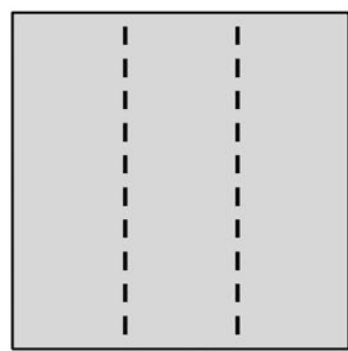


# Rectangular Box from a square

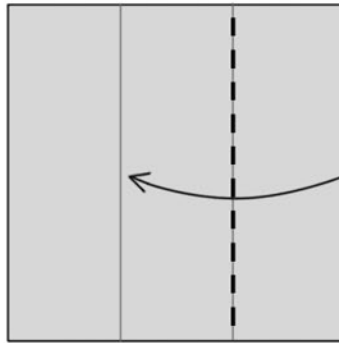
Copy paper or scrapbooking paper works best.

*Finished box size:*  
Length is  $\frac{2}{3}$  of the paper size  
Width is  $\frac{1}{3}$  of the paper size  
Depth is  $\frac{1}{2}$  of the width ( $\frac{1}{6}$  of the paper size)

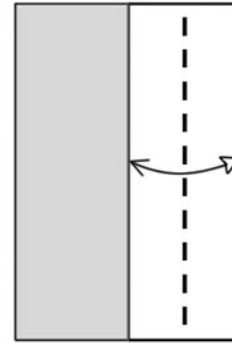
ex. 12 inch square paper = L 8" x W 4" x D 2"



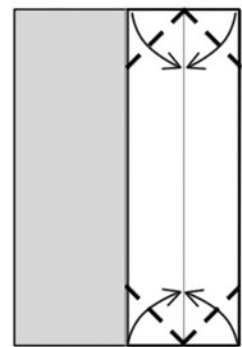
1. Begin color side up.  
Divide into 3rds.



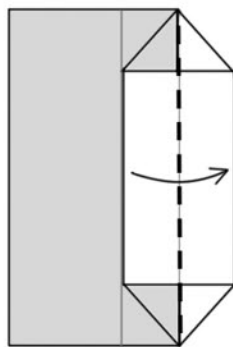
2. Valley fold.



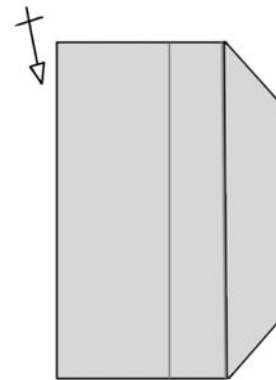
3. Valley fold and unfold.



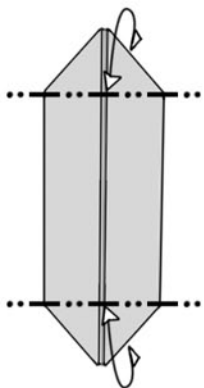
4. Valley fold the corners.



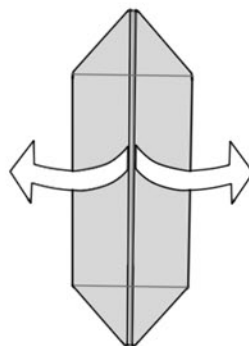
5. Valley fold to the right.



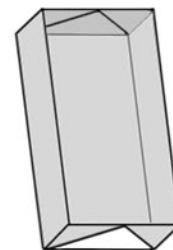
6. Right side completed.  
Repeat Steps 2-5 on the left.



7. Mountain fold and unfold.



8. Open up and shape  
into a box.



9. Rectangular Box completed.